



**DEMOGRAPHIC AND ECONOMIC
TRENDS IN ALLEN COUNTY:
A PANEL DISCUSSION**

**Co-hosted by the Community Foundation
of Greater Fort Wayne and the
Foellinger Foundation
November 2, 2011**

TOPIC #1

Educational attainment varies widely in Allen County across racial and ethnic groups. What impact will these disparities have on our community and are there steps we can take to close these gaps?

EDUCATIONAL ATTAINMENT DECLINE AMONG SOME SEGMENTS OF THE ALLEN COUNTY POPULATION

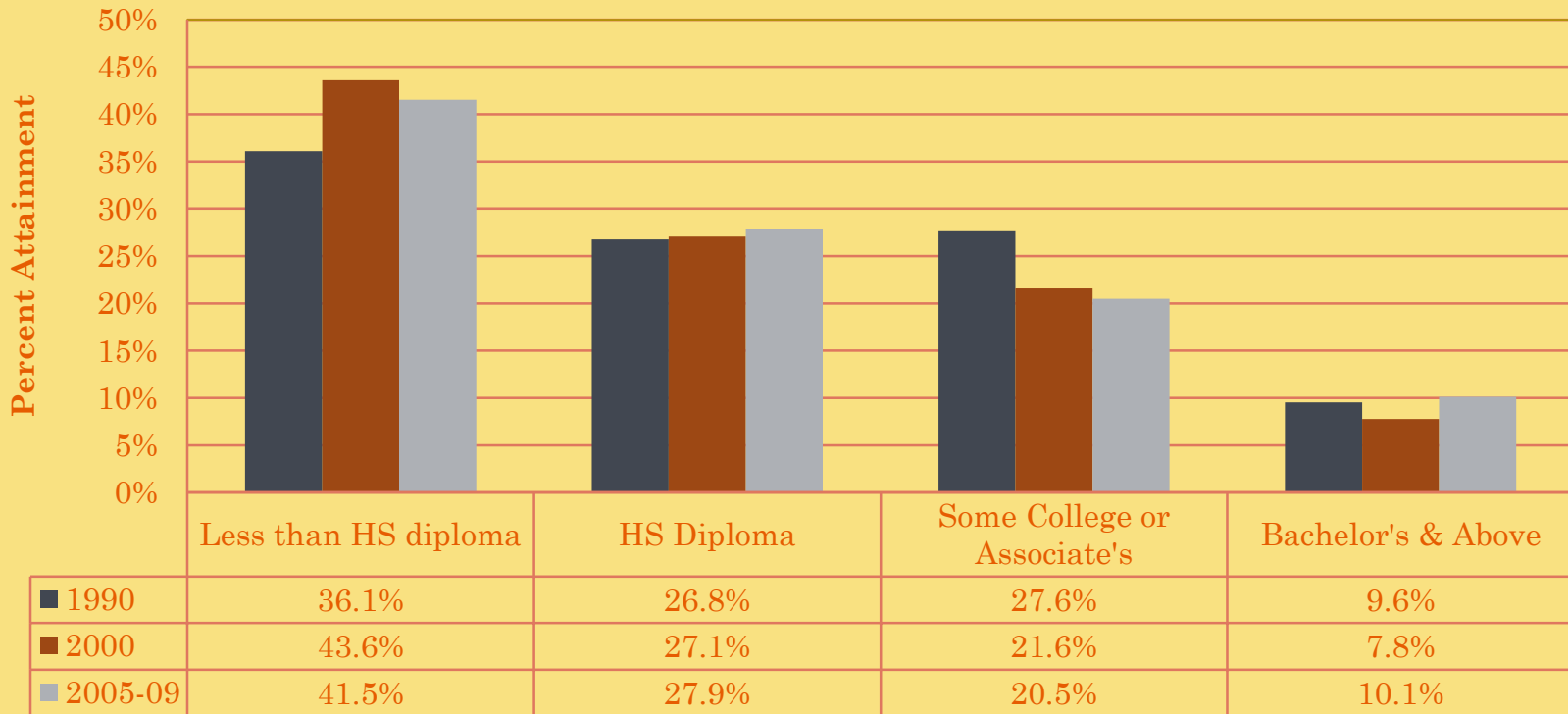
- 41.5% of Allen County's Hispanic residents, age 25 and over, have less than a high school diploma. This compares with only 12.1% of the overall county population having less than a high school diploma.

EDUCATIONAL ATTAINMENT DECLINE AMONG SOME SEGMENTS OF THE ALLEN COUNTY POPULATION

- We have experienced only a modest improvement in the percentage of adult Allen County Hispanics not having at least a high school diploma, down from 43.6% in 2000. However, if we go back to 1990, only 36.1% of Allen County Hispanic adult did not have at least a high school diploma.

EDUCATIONAL ATTAINMENT DECLINE AMONG SOME SEGMENTS OF THE ALLEN COUNTY POPULATION

**Education Levels in Allen County: Age 25 and Over Hispanic Origin
1990, 2000, and 2005-09**



EDUCATIONAL ATTAINMENT DECLINE AMONG SOME SEGMENTS OF THE ALLEN COUNTY POPULATION

- Perhaps most alarming, there are a higher percentage of adult Hispanic females in Allen County without a high school diploma (39.9%) has increased by almost five percentage points in the last decade.

EDUCATIONAL ATTAINMENT DECLINE AMONG SOME SEGMENTS OF THE ALLEN COUNTY POPULATION

- While the number of adult Hispanics in our community with “some college or an Associate’s degree has declined slightly over the past decade, the percentage with a Bachelor’s Degree or higher level of educational attainment has increased by nearly two and one-half percentage points.

TOPIC #1

Educational attainment varies widely in Allen County across racial and ethnic groups. What impact will these disparities have on our community and are there steps we can take to close these gaps?

TOPIC #2

- African-Americans in Allen County have made substantial improvement in the educational attainment compared with ten years ago. Can we identify reasons for this improvement? If so, can those factors be supported and transferred to other population segments in Allen County which are lagging in educational attainment?

IMPROVEMENT IN AFRICAN-AMERICAN EDUCATIONAL LEVELS

- The number of adult African-Americans in Allen County without at least a high school diploma continues to decline, dropping from 34.5% in 1990 to 19.8% currently.

IMPROVEMENT IN AFRICAN-AMERICAN EDUCATIONAL LEVELS

- The percentage of African-American adults in Allen County with “some college or an Associate’s degree” continues to increase, from just under 27% in 1990 to just under 33% today.

IMPROVEMENT IN AFRICAN-AMERICAN EDUCATIONAL LEVELS

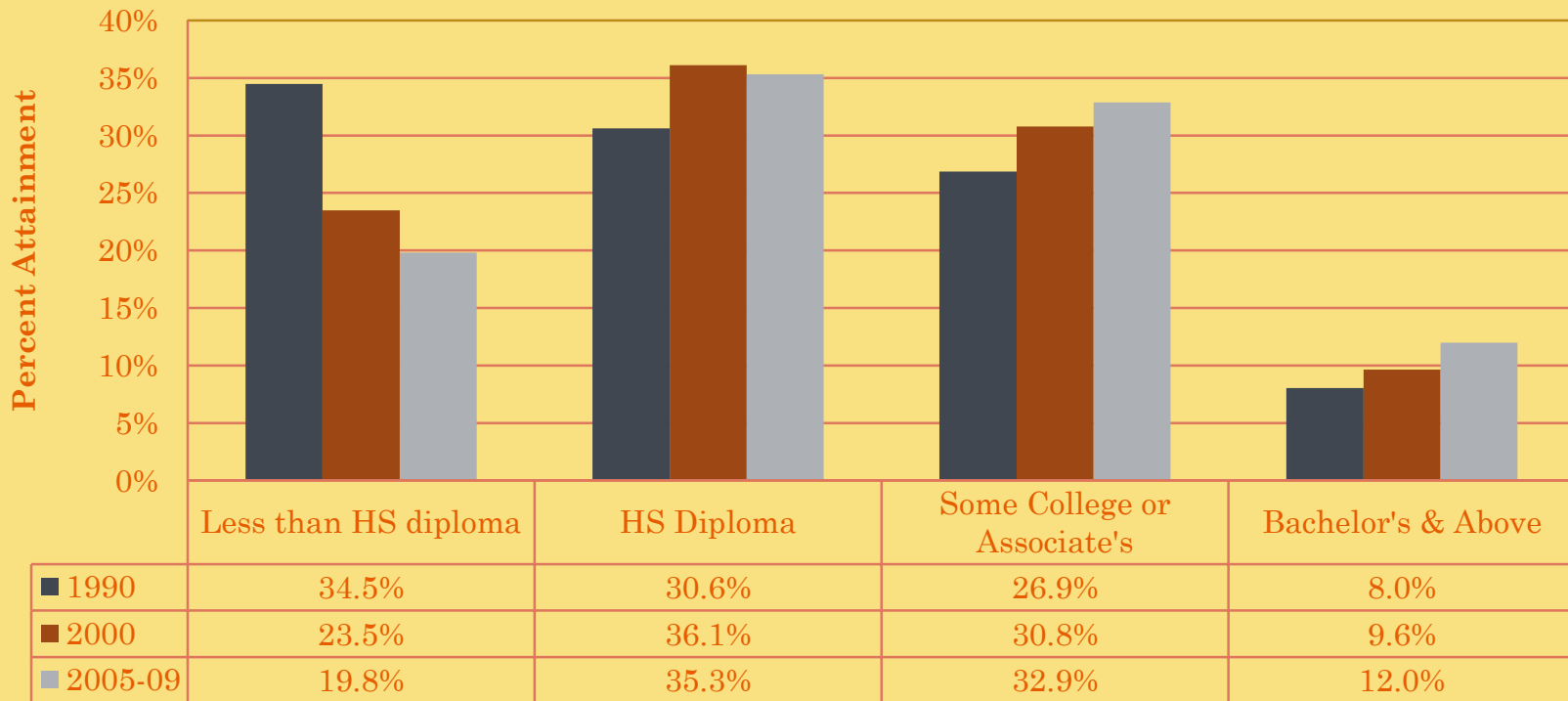
- We experienced an almost five percentage point increase in Black females with “some college, including an Associate’s degree between 2000 and 2010.

IMPROVEMENT IN AFRICAN-AMERICAN EDUCATIONAL LEVELS

- The percentage of adult African-Americans in Allen County with a Bachelor's Degree or higher level of educational attainment continues to increase, rising from 8% in 1990 to nearly 10% in 2000 to 12% today.

IMPROVEMENT IN AFRICAN-AMERICAN EDUCATIONAL LEVELS

**Education Levels in Allen County: Age 25 and Over
Race: Black
1990, 2000, and 2005-09**



TOPIC #2

African-Americans in Allen County have made substantial improvement in the educational attainment compared with ten years ago. Can we identify reasons for this improvement? If so, can those factors be supported and transferred to other population segments in Allen County which are lagging in educational attainment?

TOPIC #3

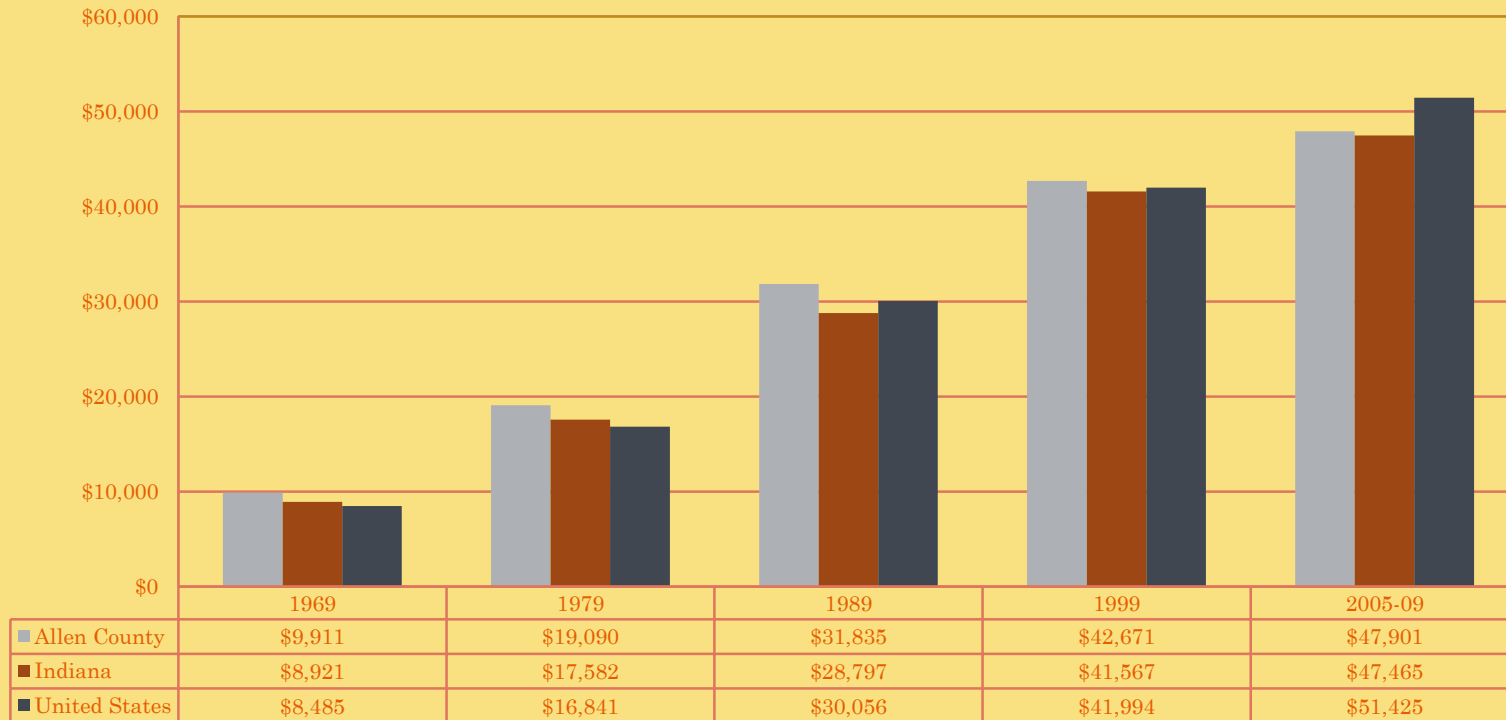
The gap in the ratio between the Allen County White population's median household income and the median household incomes for other racial and ethnic groups, particularly Blacks and Hispanics, has grown over the past decade. Yet nationally, these gaps have not been growing. Can we identify any reasons why the Allen County trend is substantially different than that experienced nationwide?

ALLEN COUNTY HOUSEHOLD INCOMES ARE NOT KEEPING PACE WITH THE STATE OR THE NATION

- In the four decades that the Community Research Institute has been tracking Census data, this is the first time that Allen County's median household income has been lower than the nation's. In 2009 it was 93% of the nation median household income.

ALLEN COUNTY HOUSEHOLD INCOMES ARE NOT KEEPING PACE WITH THE STATE OR THE NATION

Median Household Income



GROWING GAP IN INCOMES AMONG RACIAL AND ETHNIC GROUPS IN ALLEN COUNTY

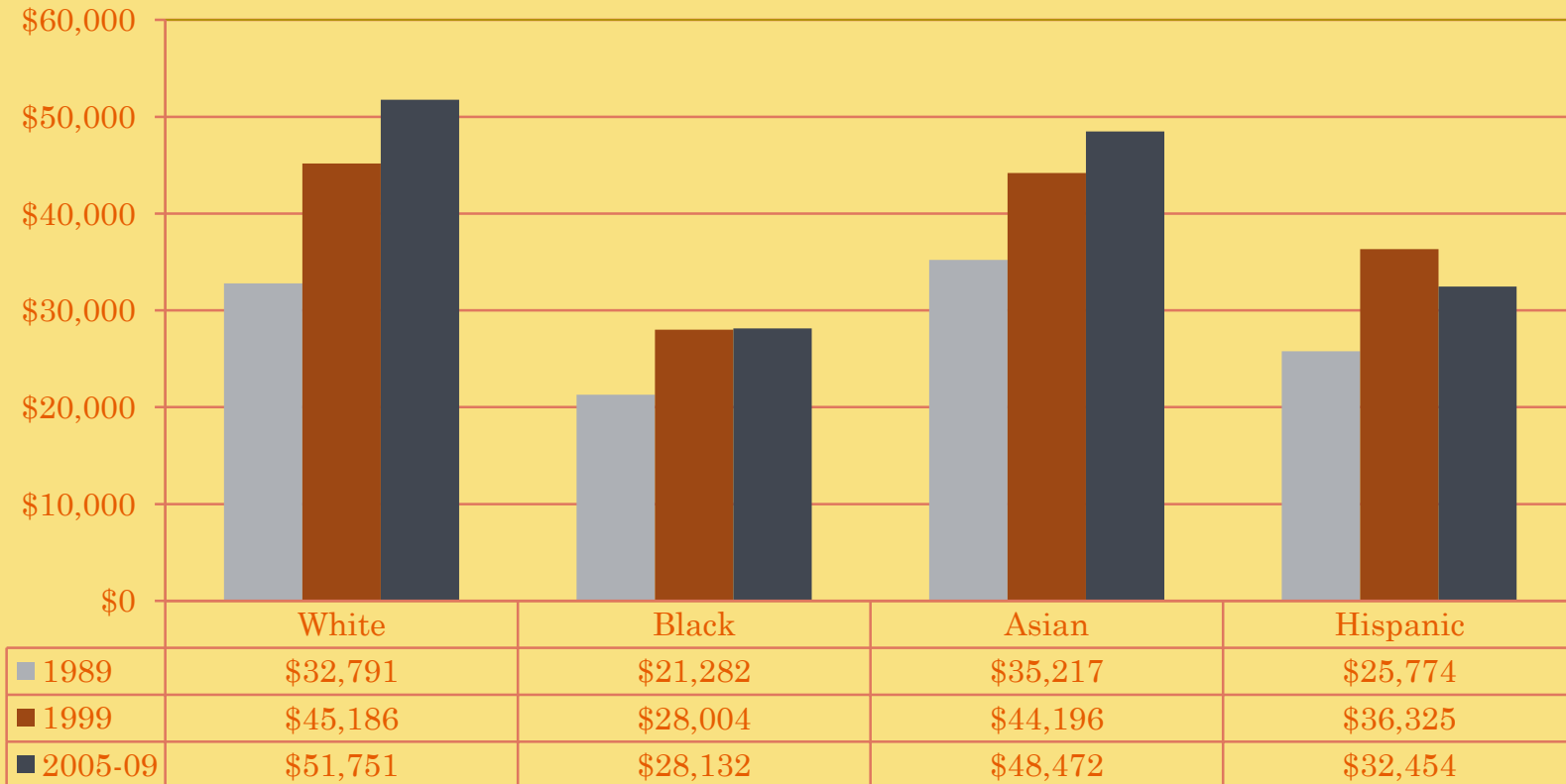
- Median Household income for Allen County's African-American households has not changed appreciably between 1999 and today (the 2005-2009 timeframe). That means Black households have actually lost ground to inflation over the past decade.

GROWING GAP IN INCOMES AMONG RACIAL AND ETHNIC GROUPS IN ALLEN COUNTY

- Median Household Income for Allen County's Hispanic population has actually fallen over the past decade by nearly \$4,000 – before adjusting for inflation.
- By comparison, the Median Household Income for Whites in Allen County has increased from \$45,186 to \$51,751 over the past decade.

GROWING GAP IN INCOMES AMONG RACIAL AND ETHNIC GROUPS IN ALLEN COUNTY

Household Median Income in Allen County By Race



GROWING GAP IN INCOMES AMONG RACIAL AND ETHNIC GROUPS IN ALLEN COUNTY

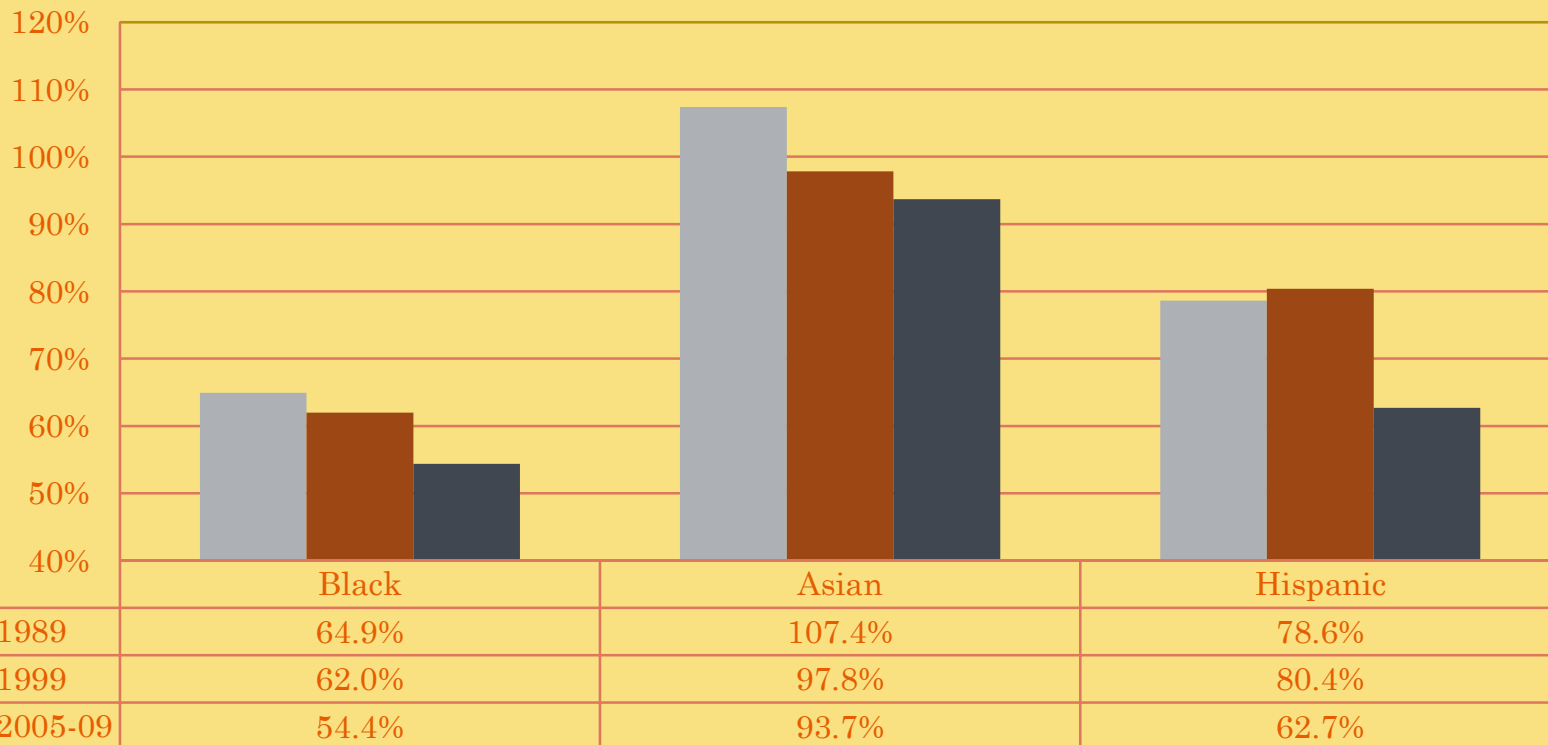
- The gap between Median Household Incomes for Whites and Blacks has grown in Allen County over the past decade – from a ratio of 63% to a ratio of 54.4%.
- Nationally, the White household/Black household income gap has also grown – but at a more modest difference than experienced locally (65.8% to 63.2%).

GROWING GAP IN INCOMES AMONG RACIAL AND ETHNIC GROUPS IN ALLEN COUNTY

- The gap between Median Household Incomes for Whites and Hispanics has grown dramatically in Allen County over the past decade – from a ratio of 80.4% to a ratio of 62.7%.
- Nationally, the White household/Hispanic household income gap has also stayed virtually the same over the past decade (75.4% to 75.1%).

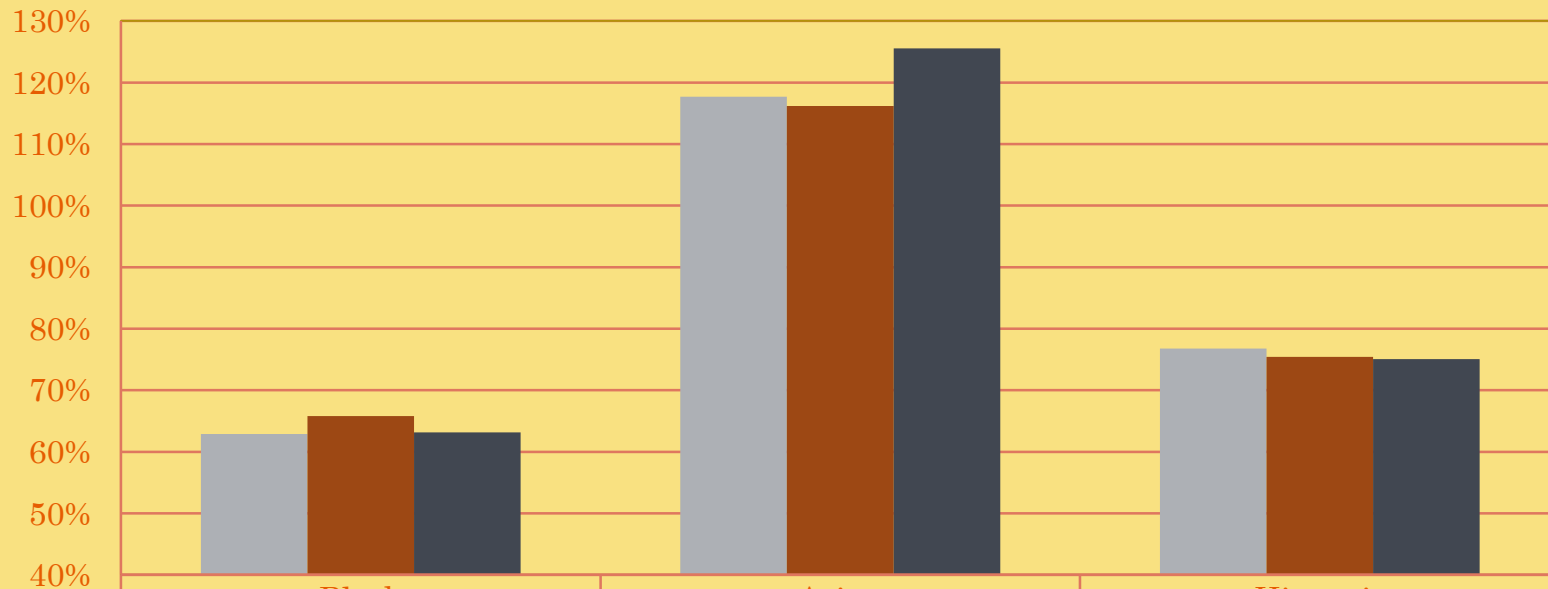
GROWING GAP IN INCOMES AMONG RACIAL AND ETHNIC GROUPS IN ALLEN COUNTY

**Median Household Income in Allen County
Ratio of Black, Asian, and Hispanic Households to White Households**



GROWING GAP IN INCOMES AMONG RACIAL AND ETHNIC GROUPS IN ALLEN COUNTY

**Median Household Income in United States
Ratio of Black, Asian, and Hispanic Households to White
Households**



■ 1989	62.9%	117.7%	76.8%
■ 1999	65.8%	116.2%	75.4%
■ 2005-09	63.2%	125.5%	75.1%

TOPIC #3

The gap in the ratio between the Allen County White population's median household income and the median household incomes for other racial and ethnic groups, particularly Blacks and Hispanics, has grown over the past decade. Yet nationally, these gaps have not been growing. Can we identify any reasons why the Allen County trend is substantially different than that experienced nationwide?

TOPIC #4

Poverty rates have increased significantly in Allen County over the past few years, just as they have in many Midwestern communities. However, the 2009 American Community Survey release was the first time that the percentage of Allen County's population in poverty, as defined by the U.S. Bureau of the Census, was higher than the poverty rate for either Indiana or the nation.

TOPIC #4

There could be several potential explanations for this reversal, including:

- the in-migration into Allen County of individuals with lower educational attainment levels,
- the overall relative performance of the Allen County economy over the past decade,
- Changes in the composition of the jobs available in our community, or
- A growing disconnect between the jobs available and individuals with the skill sets needed to fill those available jobs.

TOPIC #4


Can we point to a single or a couple of factors which you believe to be the dominant cause for our increase in the percentage of those in poverty compared with state and national poverty levels?

ALLEN COUNTY'S POVERTY RATE RECENTLY EXCEEDED BOTH THAT OF INDIANA AND THE UNITED STATES

- Allen County has been losing jobs in higher paying industry sectors and gaining jobs in lower paying sectors – including among the lowest paying sectors.

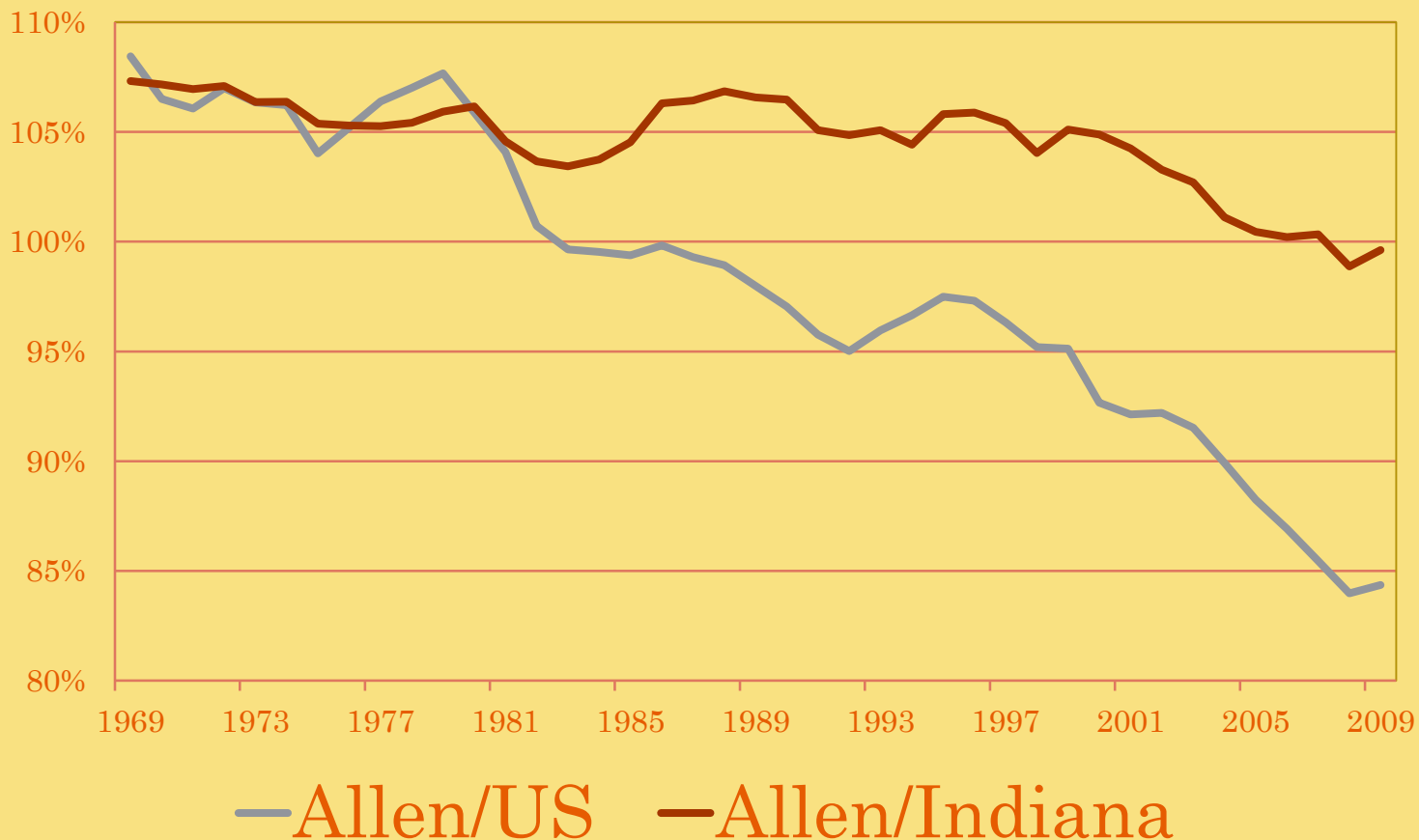
ALLEN COUNTY'S POVERTY RATE RECENTLY EXCEEDED BOTH THAT OF INDIANA AND THE UNITED STATES

2001 – 2010 Job Gain/Loss by Major Employment Categories
Organized by Average Weekly Wage
(4th Quarter 2001 Compared to 4th Quarter 2010)



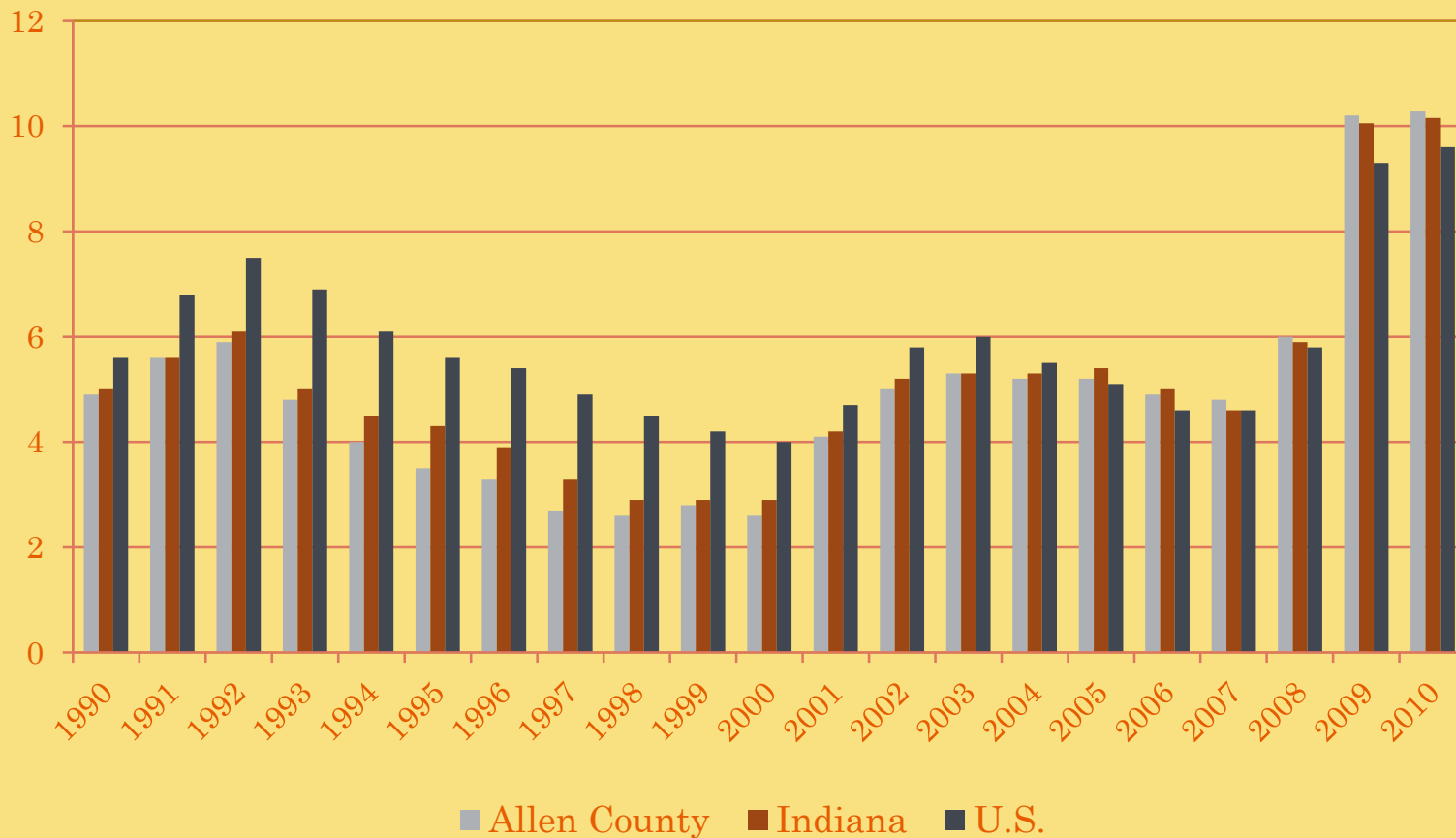
ALLEN COUNTY'S POVERTY RATE RECENTLY EXCEEDED BOTH THAT OF INDIANA AND THE UNITED STATES

Allen County Average Wage As a Percent of Indiana and U.S.



ALLEN COUNTY'S POVERTY RATE RECENTLY EXCEEDED BOTH THAT OF INDIANA AND THE UNITED STATES

Unemployment Rates: Allen County, Indiana, U.S.



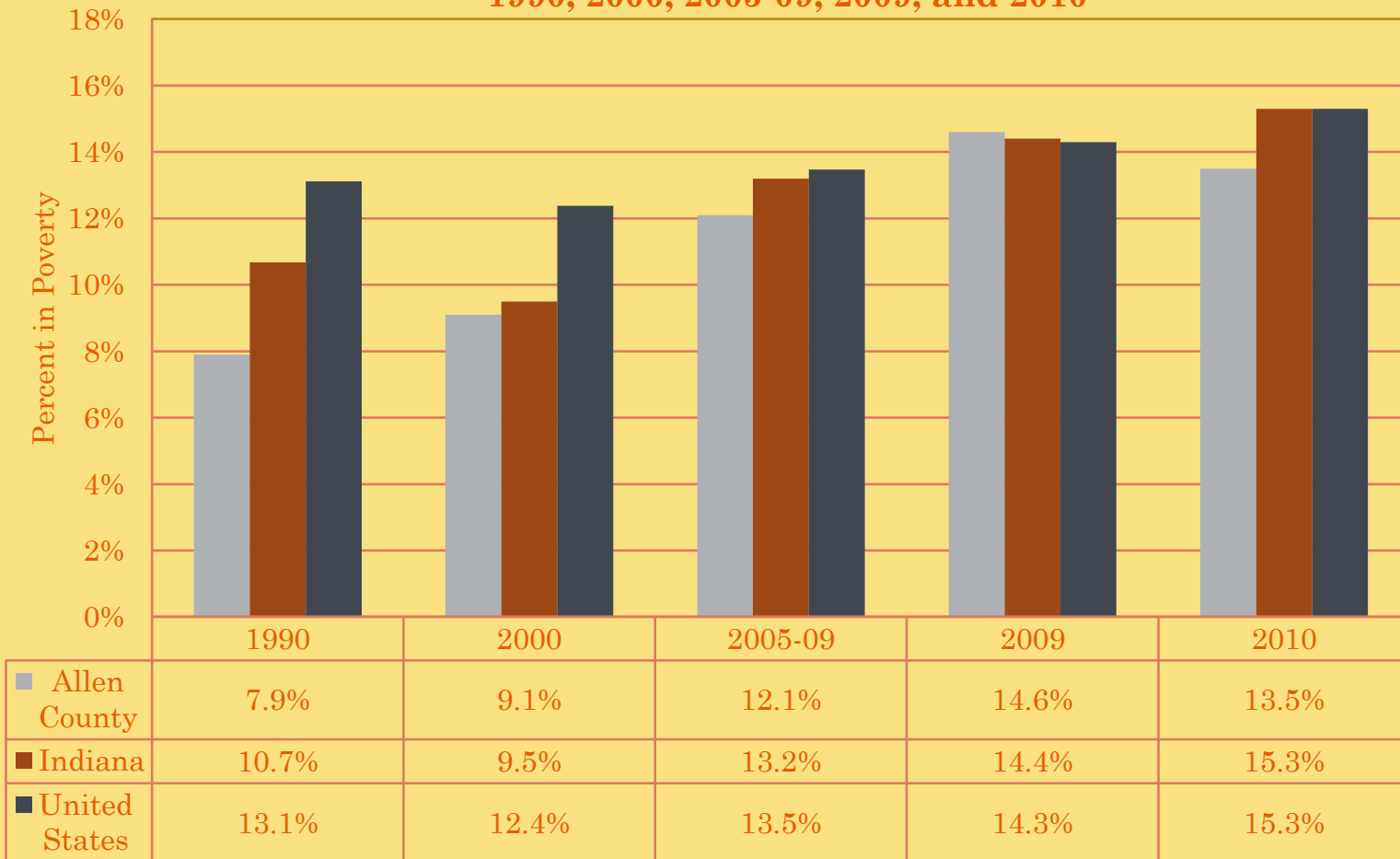
ALLEN COUNTY'S POVERTY RATE RECENTLY EXCEEDED BOTH THAT OF INDIANA AND THE UNITED STATES

- The 2009 American Community Survey indicated an Allen County poverty rate slightly higher than the state or nation. The recently released 2010 American Community Survey data indicated that we had again dropped back below the state and national rates – with our rate falling and the state and national rate continuing to increase.

ALLEN COUNTY'S POVERTY RATE RECENTLY EXCEEDED BOTH THAT OF INDIANA AND THE UNITED STATES

Comparison of Poverty in Allen County, Indiana, and United States

1990, 2000, 2005-09, 2009, and 2010

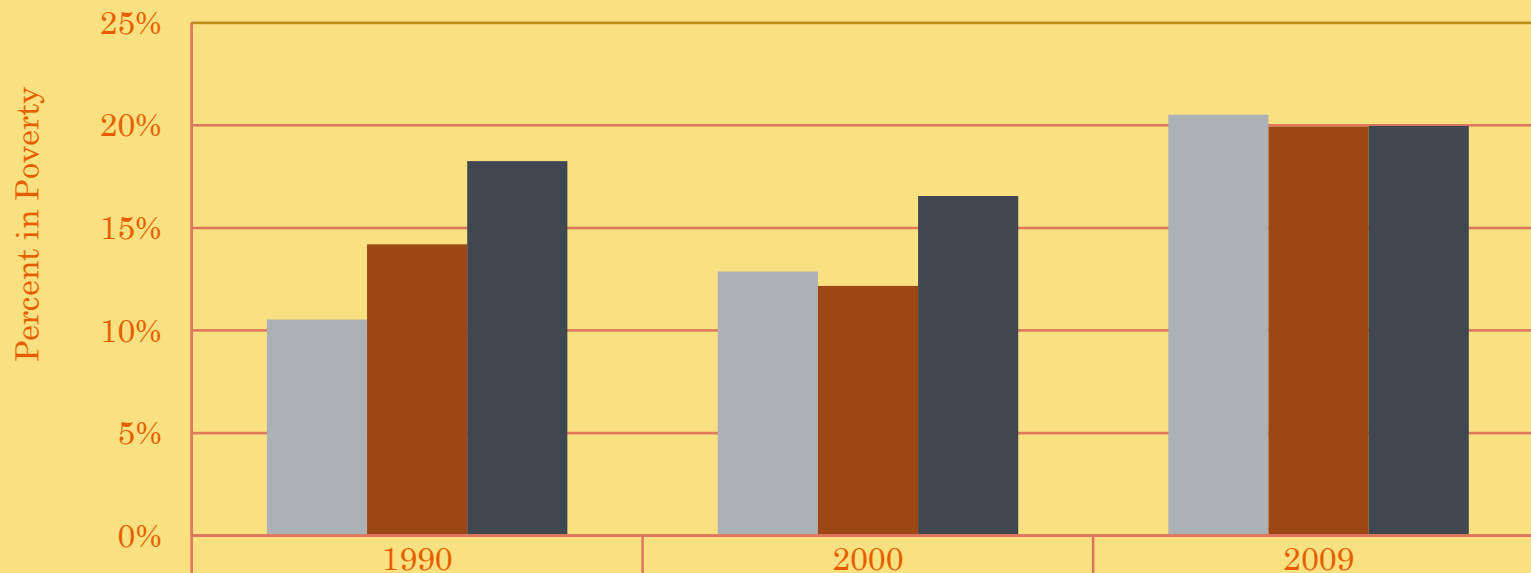


ALLEN COUNTY'S POVERTY RATE RECENTLY EXCEEDED BOTH THAT OF INDIANA AND THE UNITED STATES

- We have also seen the a similar situation with regard to children in poverty – where the Allen County exceed that of both the state and nation in 2009. A very different pattern that that which we have traditionally experienced.

ALLEN COUNTY'S POVERTY RATE RECENTLY EXCEEDED BOTH THAT OF INDIANA AND THE UNITED STATES

Comparison of Children (17 and Under) in Poverty in Allen County, Indiana, and United States 1990, 2000, and 2009



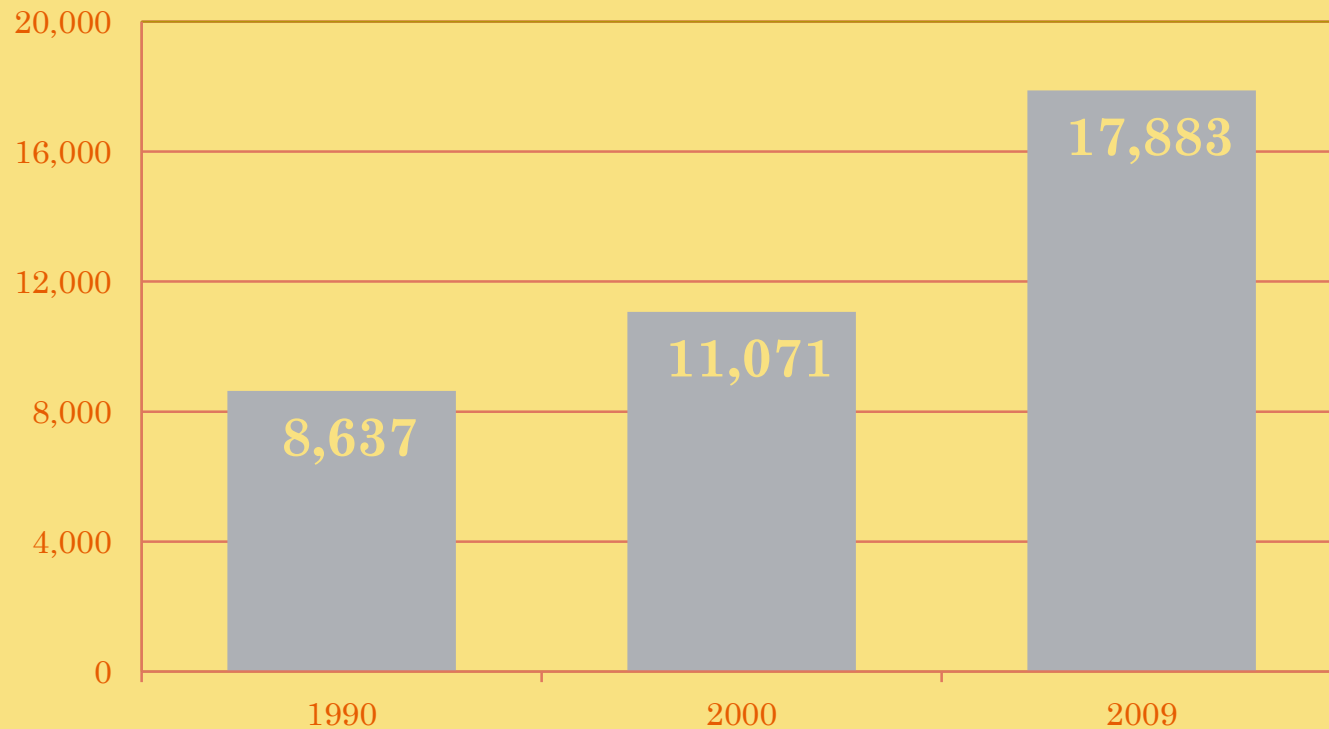
■ Allen County	10.5%	12.9%	20.5%
■ Indiana	14.2%	12.2%	20.0%
■ United States	18.3%	16.6%	20.0%

ALLEN COUNTY'S POVERTY RATE RECENTLY EXCEEDED BOTH THAT OF INDIANA AND THE UNITED STATES

- Recently released 2010 American Community Survey data does indicate that child poverty has improved in Allen County, in both absolute terms and relative to the state and the nation. The percentage of children in poverty in our community has dropped from 20.5% to 18.6% while increasing at both the state (20.0% to 21.7%) and national (20.0% to 21.6%) levels.

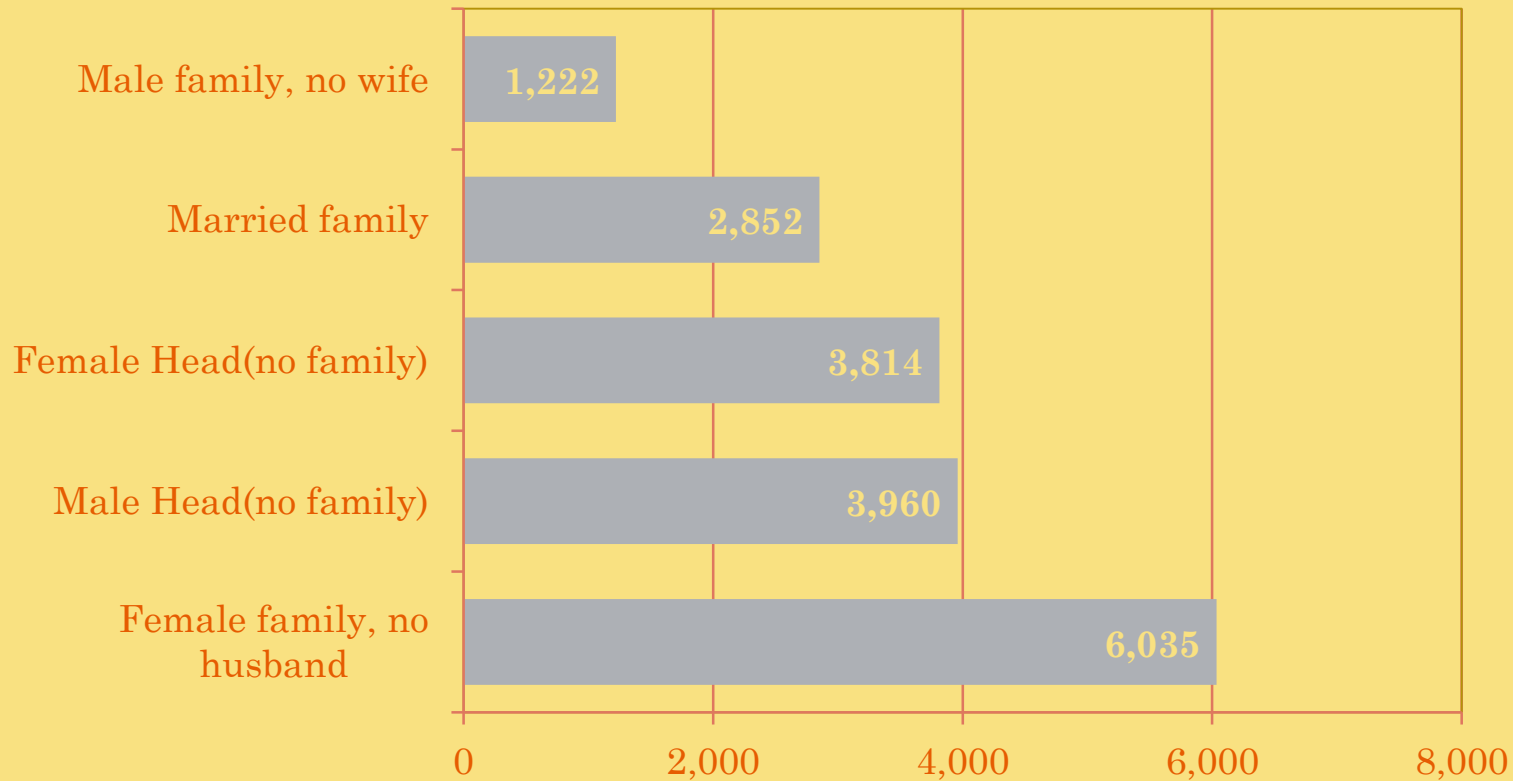
ALLEN COUNTY'S POVERTY RATE RECENTLY EXCEEDED BOTH THAT OF INDIANA AND THE UNITED STATES

Households in Poverty, Allen County



ALLEN COUNTY'S POVERTY RATE RECENTLY EXCEEDED BOTH THAT OF INDIANA AND THE UNITED STATES

Households in Poverty, 2009



TOPIC #4

Can we point to a single or a couple of factors which you believe to be the dominant cause for our increase in the percentage of those in poverty compared with state and national poverty levels?

FURTHER INFORMATION AVAILABLE

- All seven components of the IPFW Community Research Institute's review of the 2010 Census and American Community Survey information can be found at:
<http://new.ipfw.edu/centers/cri/census/>
- CRI will update the reports as additional data becomes available.

